

---

3

---

2

Scale= 3/4" = 1'-0"

INSTALLED AND FURNISHED BY, G.C. UNLESS NOTED OTHERWISE

03-04-22

• REFER A-200 EXTERIOR FINISH SCHEDULE FOR EXTERIOR DECORATIVE TILE

• SCHLUTER SYSTEM ALUMINUM TRIM:

COVE TILE TRIM: INSTALLED AT RESTROOM, SERVICE COUNTER, AND DRINK STATION  
SCHLUTER SYSTEMS DILEX-AHK 1S 125 ATGB (BRUSHED NICKEL ANODIZED ALUMINUM)

(TR100) -OUTSIDE CORNER CONNECTOR PIECE: DILEX-AHK-E90/AHK 1S 125 ATGB (BRUSHED NICKEL ANODIZED ALUMINUM)  
-INSIDE CORNER CONNECTOR PIECE: DILEX-AHK-I90/AHK 1S 125 ATGB (BRUSHED NICKEL ANODIZED ALUMINUM)  
-END CAP PIECE: DILEX-AHK-E/AHK 1S 125 ATGB (BRUSHED NICKEL ANODIZED ALUMINUM)

EDGE TILE TRIM:  
SCHLUTER SYSTEMS RONDEC-RO125 AMGB (BRUSHED BRASS ANODIZED ALUMINUM)

(TR101) -OUTSIDE CORNER CONNECTOR PIECE: RONDEC-EV/RO125 AMGB (BRUSHED BRASS ANODIZED ALUMINUM)  
-INSIDE CORNER CONNECTOR PIECE: RONDEC-I2L/RO125 AMGB (BRUSHED BRASS ANODIZED ALUMINUM)

EDGE TILE TRIM: INSTALLED AT SERVICE COUNTER TOE KICK  
SCHLUTER SYSTEMS JOLLY-A 80 AMGB (BRUSHED BRASS ANODIZED ALUMINUM)

(TR103) -OUTSIDE EDGE PROTECTION PIECE

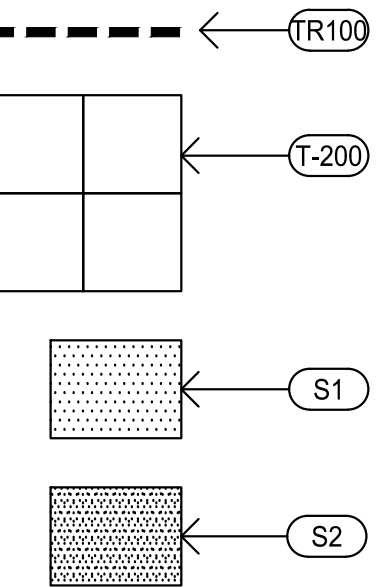
EDGE TILE TRIM: INSTALLED AT FLOOR INLAY  
SCHLUTER SYSTEMS SHIENE-R/M 125 (SATIN BRASS ANODIZED ALUMINUM)

(TR104)

• EPOXY GROUT BY MAPEI, KERAPOXY IEG, 100% SOLIDS INDUSTRIAL GRADE:  
AREAS: UNDER HOOD AND 36" IN FRONT OF COOKING LINE, 3 COMPARTMENT SINK AND MOP SINK AREA

SEE MANUFACTURER'S SPECIFICATION, DETAILS AND GUIDE FOR PREPARATION,  
MIXING, GROUTING AND CLEANING INSTRUCTION

NOTE: SEE INTERIOR SHEETS FOR WALL/ BASE TILE LOCATIONS AND SPECIFICATIONS



A


Scale= NTS



---

1

Scale= 1/4" = 1'-0'



Telephone: 626.799.9898  
Facsimile: 626.372.8288

All ideas, designs, arrangement and plans indicated or represented by this drawing are the property of Panda Express Inc. and were created for use on this specific project. None of these ideas, designs, arrangements or plans may be used by or disclosed to any person, firm, or corporation without the written permission of Panda Express Inc.

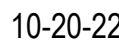
REVISIONS:

ISSUE DATE:

DRAWN BY:

AE/SS

\_\_\_\_\_



PANDA HOME 2600  
NORTH RIVERSIDE DR & 2ND ST.  
CLARKSVILLE, TN 37040

## FINISH PLAN AND SCHEDULE

PANDA HOME 2600 R4